

# Propenomy Outlook 2015

**Forum on Understanding  
Iskandar Malaysia Development Region  
Why it cannot go wrong**

*REI Group of Companies - Presentation by Dr. Daniele Gambero*

*“Connecting the ..... dots between economy, demographic trends and current-new property hotspots”*

## DISCLAIMER AND COPYRIGHT

To the best of our knowledge, all information included here falls under the fair use or public domain guidelines of copyright laws. We strive for accuracy but cannot be held responsible for any errors in information featured in the slides or incorrect attributions. REI Group of Companies uses reasonable efforts to include accurate and up to date information however REI Group of Companies makes no warranties or representations as to its accuracy. REI Group of Companies assumes no liability or responsibility for any errors or omissions in the content. The quotes, articles, news and views are not necessarily representative of the views of REI Group of Companies and its directors and Management.

**This Presentation has been shared for personal use and knowledge ONLY. Any inappropriate use will be prosecuted according to the law and any total or partial use of this presentation for public viewing or publishing must be pre-authorized in writing by REI Group of Companies.**

# Iskandar Malaysia – From Vision to reality



**Iskandar Malaysia**  
**From Vision to Reality**



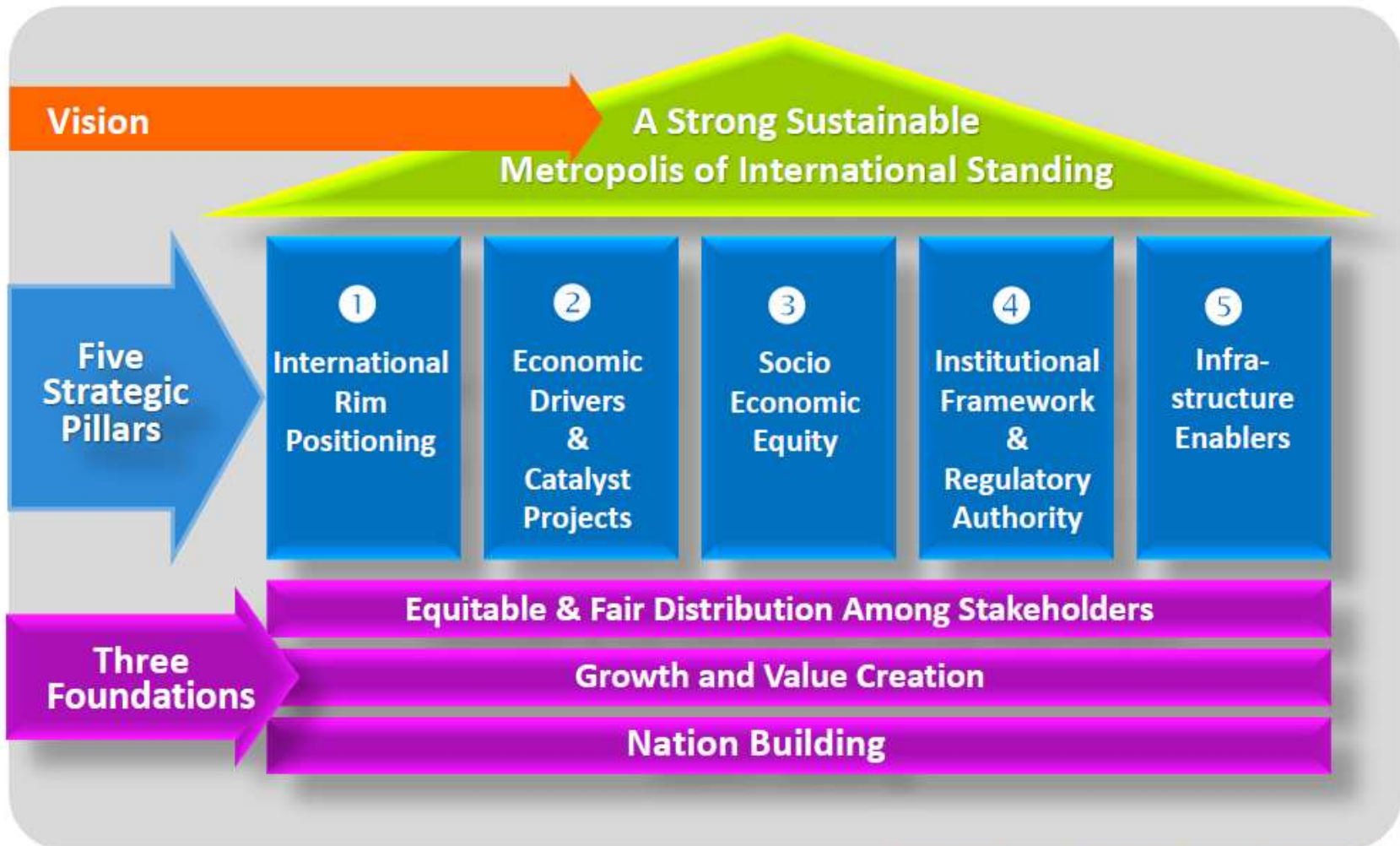
# Iskandar Malaysia – From Vision to reality

## Malaysia's Economic Corridors



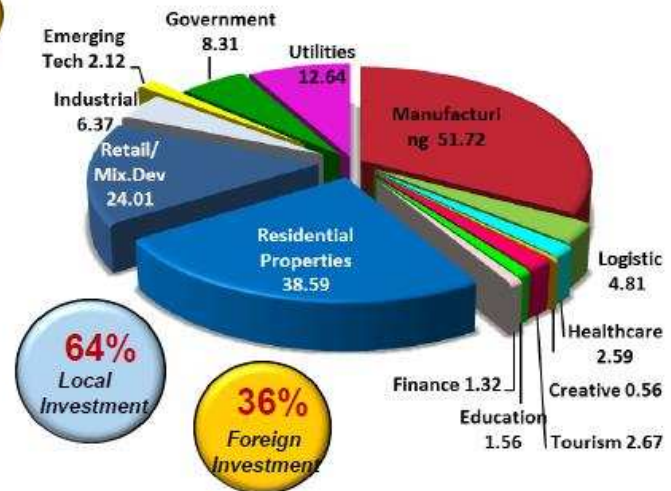
# Iskandar Malaysia – From Vision to reality

## Development Framework



# Iskandar Malaysia – From Vision to reality

## Investment Update: 2006 – Nov 2014



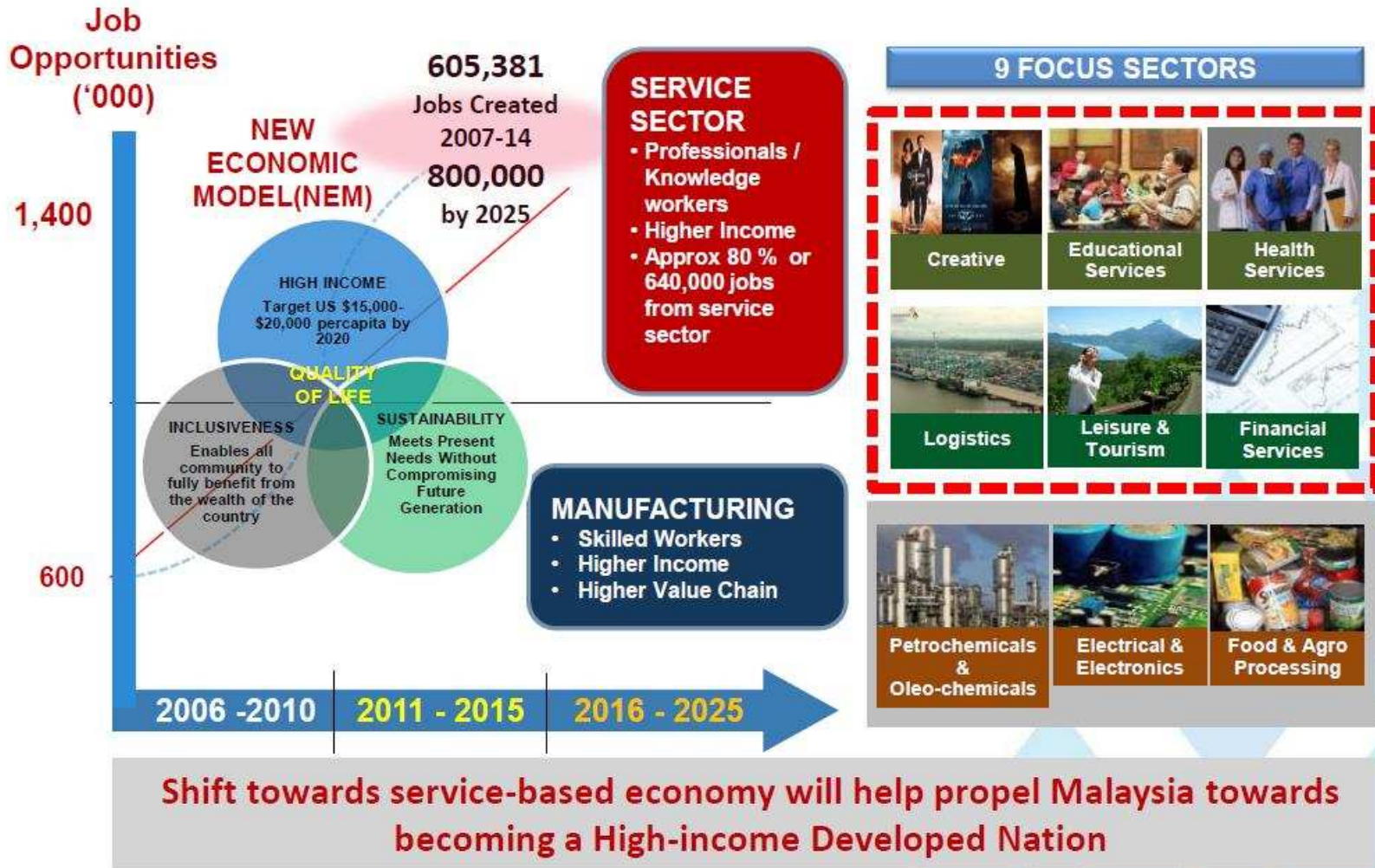
\* Others : Utilities, Emerging Tech, Tourism, Education, Healthcare, Creative, Financial, Logistics, Retail, Industrial.

Source: IRDA, Khazanah, IIB, MIDA as at July 2014 & Corporate Announcements

# Iskandar Malaysia – From Vision to reality



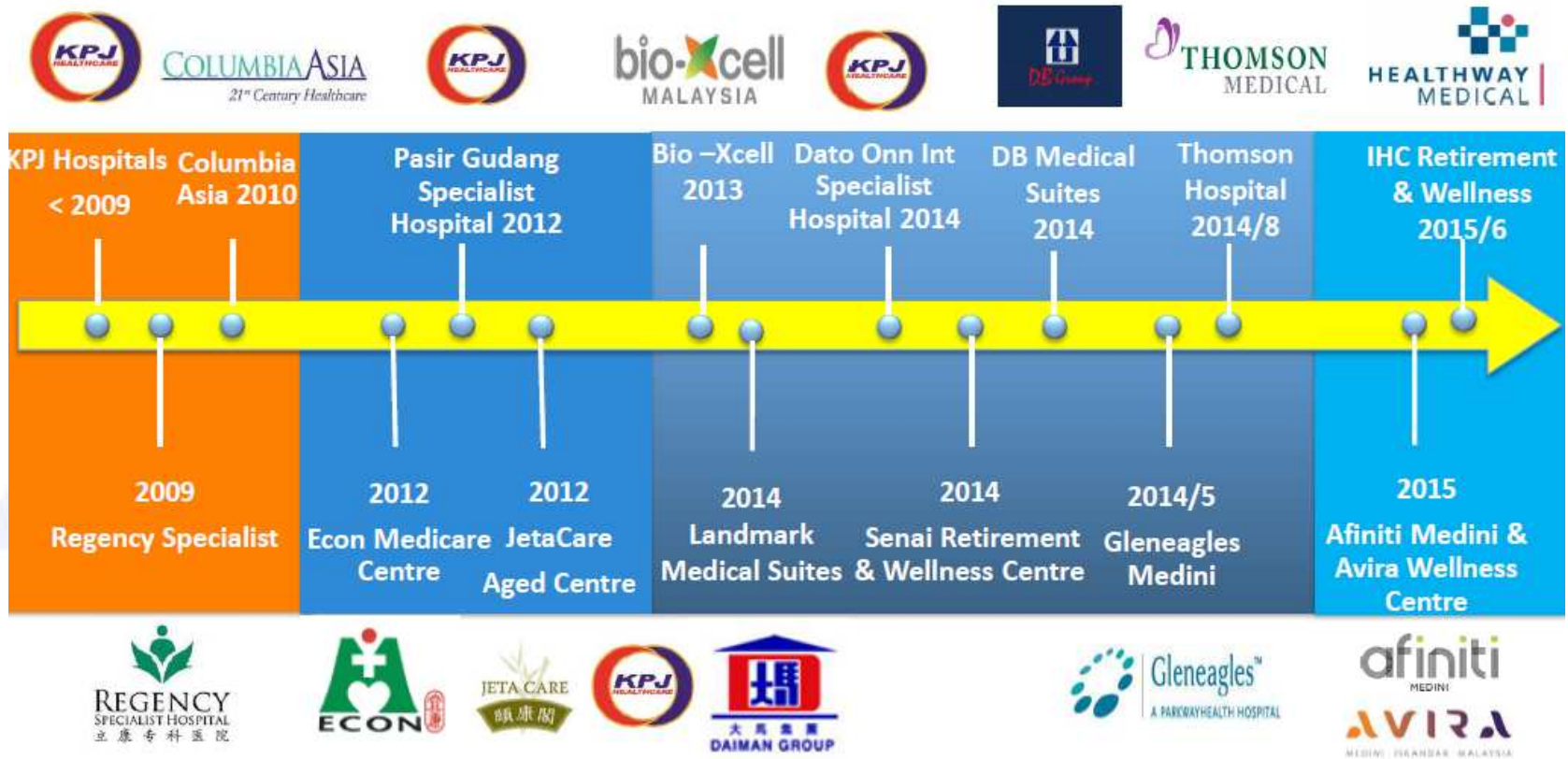
## Economic Sectors



# Iskandar Malaysia – From Vision to reality

## Healthcare Sector Updates

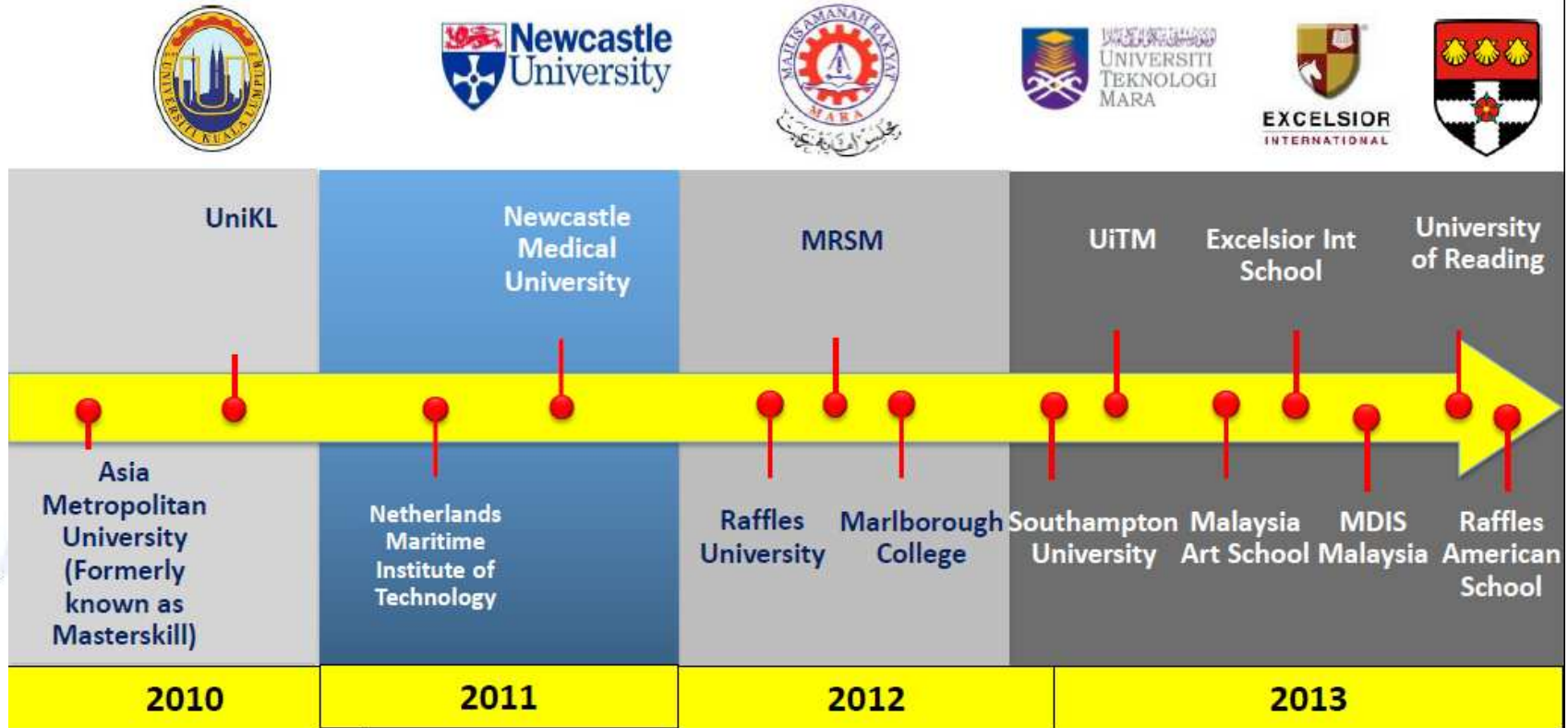
### Healthcare & Biotechnology Related Development



# Iskandar Malaysia – From Vision to reality

## Education Sector Updates

### Committed Investment & Completion of Education Projects



UNIVERSITY OF  
Southampton



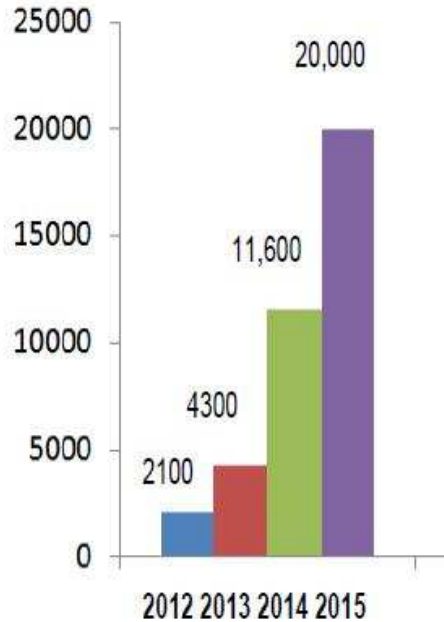
MDIS Malaysia



13

# Iskandar Malaysia – From Vision to reality

## Other Universities & Institutes



Increase in students in EduCity, Bandar Seri Alam & Bandar Dato' Onn



Management Development Institute of Singapore



MMU and USC for Film School



Johan Cruyff Institute of Sports Management



University of Reading  
MALAYSIA

# Iskandar Malaysia – From Vision to reality

## Tourism Sector Updates




2012

2013



# Iskandar Malaysia – From Vision to reality

## Tourism Sector Updates



2014

2015

Launch of "1001 Experiences in IM" in conjunction with Visit Malaysia Year 2014

DoubleTree By Hilton Johor Bahru opens July 2014

Austin Heights Water Theme Park opens 4Q 2014

Malaysia Year of Festivals 2015 launched

20th Johor World Kite Festival Feb 2015

Swiss Inn Hotel Johor Bahru opens 2015

4th IM Ecotourism Summit (4Q2015)

19th Johor International Kite Festival 2014

Komtar JBCC Opens Angry Bird Activity Park – 1st in Southeast Asia Oct 2014

3rd IM Ecotourism Summit (focuses on Ramsar & Ramsar Eco Challenge 2014

Two 52-hole golf courses in Desaru Coast opens (2015)

Amari Hotel Johor Bahru opens – 1st Thai Hotels Chain in Malaysia 2015

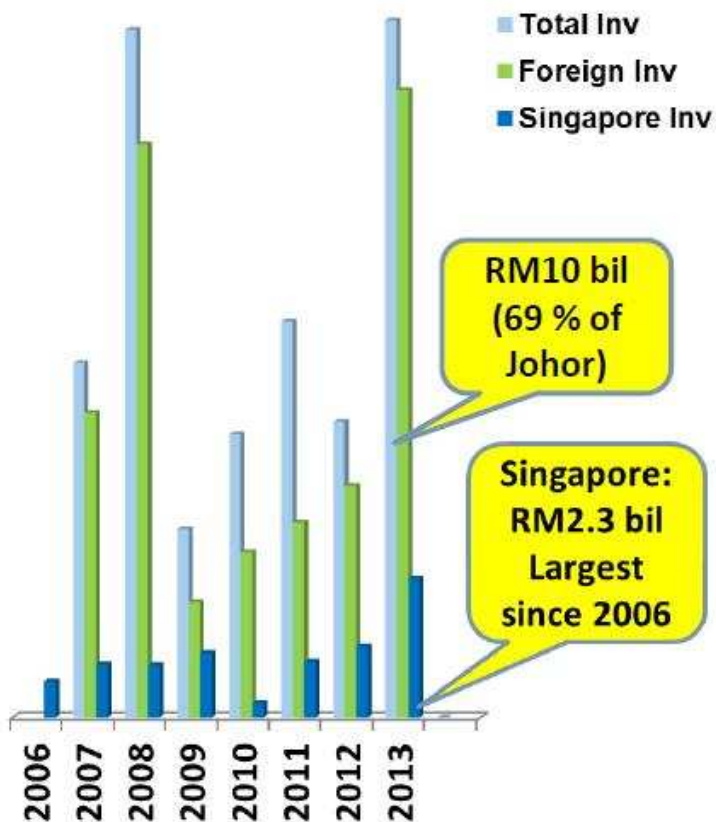
4th Johor Tourism Awards 4Q 2015

IM Mangrove Music Festival 4Q 2015



# Iskandar Malaysia – From Vision to reality

## Manufacturing Sector Updates



Petrochemical & Oleo-chemical



Electrical & Electronics



Food & Agro Processing

### Top 5 Sub-sectors in Iskandar Malaysia (2013)

1. Chemicals and chemical products
2. Electronics and electrical
3. Food manufacturing
4. Petrochemical products
5. Transport equipment

Analysis: IRDA Economics Intelligence



# Iskandar Malaysia – From Vision to reality

## Creative in Iskandar Malaysia



### Pinewood Iskandar Malaysia Studios Facilities:

5 Film Stages (100,000 sq ft)

- 2 HD TV Studios (24,000 sq ft), 1,360 audience capacity
- Post Production Suites provided by Imagica SEA
- 3 Water Tanks including a Green Screen Tank measuring 65m x 65m, first such facility in the Asia Pacific region



- Comparable if not better than any studios anywhere in the world
- Fully Booked till 2015

# Iskandar Malaysia – From Vision to reality

## Strategic Project : Urban Connectivity & Mobility



Improve **public transportation network**

Develop a comprehensive and integrated **green travel system** – water and land



Aerial view of the station

View toward the station



Water Taxi and Ferry Services



High Speed Rail



Rapid Transit System

# Iskandar Malaysia – From Vision to reality



# Iskandar Malaysia – From Vision to reality

*Iskandar Malaysia: Offer of Affordable Houses Far Behind Demand*

## EXISTING STOCK AND SUPPLY OF RESIDENTIAL UNITS BY TYPE IN JOHOR

Johor State	Single, 2, 3 Storey Terrace	Single, 2, 3 Storey Semi-D	Bungalows and cluster	Low Cost House and Flat	Condominium Service App and Soho	Total
Existing stock 2012	337,129	42,816	89,784	191,695	31,482	692,906
Completions by 2015	7,569	779	825	174	924	10,271
Incoming supply by 2015	41,918	8,035	5,059	25,815	19,516	100,343
Starts by 2020	9,767	2,334	1,540	362	6,918	20,921
Planned supply by 2020	73,689	9,119	8,644	42,012	19,099	152,563
New planned supply by 2020	9,643	2,026	2,151	558	10,029	24,407
<b>TOTAL PER TYPE BY 2020</b>	<b>652,827</b>			<b>260,616</b>	<b>87,968</b>	<b>1,001,411</b>

# Iskandar Malaysia – From Vision to reality

## *Iskandar Malaysia: Offer of Affordable Houses Far Behind Demand*

ESTIMATE NEED OF HOUSES BY 2015 AND 2020	
TOTAL JOHOR POPULATION AS AT 2012	3,586,461
CURRENT DEMAND OF HOMES (3.5 members per household)	1,024,703
AVAILABLE STOCK AS AT 2012	692,906
<b>CURRENT NEED OF HOUSES as at 2012</b>	<b>331,797</b>
TOTAL JOHOR POPULATION AS AT 2015 (Est +3.5% yr)	3,976,374
ESTIMATE DEMAND OF HOMES IN 3 YEARS TIME (3.5 members per household)	1,136,107
INCOMING SUPPLY BY 2015 (Inclusive of existing stock)	803,520
<b>ESTIMATE NEED OF HOUSES BY 2015</b>	<b>332,587</b>
TOTAL JOHOR POPULATION AS AT 2020 (Est +3% yr)	4,722,685
ESTIMATE DEMAND OF HOMES BY 2020 (3.5 members per household)	1,349,338
INCOMING SUPPLY BY 2020 (Inclusive of existing stock and supply by 2015)	1,001,411
<b>ESTIMATE NEED OF HOUSES BY 2020</b>	<b>347,927</b>



# How to contact me:

*By email:*

[daniele.g@reigroup.com.my](mailto:daniele.g@reigroup.com.my)



# How to contact me:

*Through Facebook:*

**Type my name: Daniele Gambero**

**This is my timeline:**





# How to contact me:

*You can also log into our REI Group Web site at:*

**[www.reigroup.com.my](http://www.reigroup.com.my)**

**And check out the resources available in the menu**



# Thank you



Best Project Marketing Company  
REI Group of Companies



**MOST INNOVATIVE MARKETING STRATEGIST**

Presented to  
REI Group of Companies



**Facebook**  
**Daniele Gambero**